



### District Report Card: 2017


<b>State:</b> Gujarat	<b>District:</b> The Dangs
<b>Class:</b> 8	<b>Subject:</b> Language
<b>Schools:</b> 51	<b>Students:</b> 1304


### Participation/Coverage


#### Students

<b>GENDER</b> 	Boys		Girls	
	Number	%	Number	%
	644	49.39	660	50.61

<b>AREA</b> 	Rural		Urban	
	Number	%	Number	%
	1304	100.00	0	0.00

<b>CATEGORY</b> 	SC		ST		OBC		GEN	
	Number	%	Number	%	Number	%	Number	%
	6	0.46	1237	94.86	49	3.76	12	0.92

<b>CWSN</b> 	LD	VI	HI	S&LD	ID	Oth
	1	4	0	0	1	2

<b>Management</b> 	Government		Government-aided	
	Number	%	Number	%
	1274	97.70	30	2.30

### Average Performance of Students in Language (%)

Overall	Gender		Area		Management		Social Group			
	Male	Female	Rural	Urban	Govt.	Aided	SC	ST	OBC	GEN
64.99	63.61	66.33	64.99	0.00	64.50	86.00	77.78	64.56	68.84	87.22

## Performance on Learning Outcomes (LOs)

Learning Outcomes	Description	Average Performance(%)
L813	Read textual/non-textual materials with comprehension and identifies the details, characters, main idea and sequence of ideas and events while reading	64.99

Range of Performance of Students who Answered Correctly							
Below 30%		30% - 50%		50% - 75%		Above 75%	
Number	%	Number	%	Number	%	Number	%
93	7.13	205	15.72	568	43.56	438	33.59

## Lowest Performing Learning Outcomes (LOs)

1 - Read textual/non-textual materials with comprehension and identifies the details, characters, main idea and sequence of ideas and events while reading (64.99)